

Series 47 4-Channel Relay, Alarm Panel Control

- ▶ Solid State Reliability
- ▶ 0-50K Ohm/cm Sensitivity
- ▶ Alarm Contacts for Audible and Visual Alarms
- ▶ 4 Channel Relay
- ▶ Removable Terminal Strips
- ▶ Inverse or Direct Acting Field Selectable
- ▶ U.L. Listed

Series 47 controls offer complete alarm panel control in a single package. Powered output contacts allow quick connection of lights and audible alarms. Test and silence functions are built in. Unit also carries one SPDT master alarm contact for remote alarm activation.

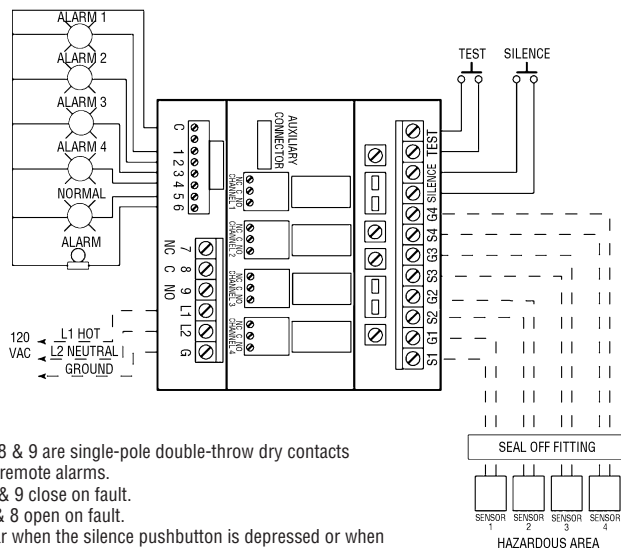
Approved for Class I, II, III, Division 1, Groups C, D, E, F, G hazardous atmospheres, Series 47 controls supply four channels which can be used with conductivity liquid level sensors or dry contact sensors.

This device functions as an alarm or single point control. Field adjustable for direct or inverse operation, it can operate separate visual alarms with a common audible alarm channel. Silence and test terminals are standard. For additional lights, alarms or outputs, auxiliary contacts must be ordered.

Alarm Specifications


Contact Design	SPDT 1 N.O. & 1 N.C.
Master Alarm Contact Rating (30VDC, 120/240VAC)	5 amp Resistive, 1/10 hp
Indicator Contacts	Powered 120 VAC 25mA
Indicator Contacts for Audible Alarm	Powered 120 VAC 5A
Auxiliary Contacts (optional)	SPDT 120 VAC 10A (not powered)
Sensitivity	0-50K ohm maximum specific resistance
Primary Voltage	120 VAC (+10%/-15%) 50/60 Hz
Secondary Voltage	12 VAC @ 6mA RMS
Temperature	-40°F to +150°F (-40°C to +65°C)
Approvals	U.L. 913 File # E44570

Wiring



Notes:

1. Terminals 7, 8 & 9 are single-pole double-throw dry contacts designed for remote alarms.
2. Terminals 8 & 9 close on fault.
3. Terminals 7 & 8 open on fault.
4. Contacts clear when the silence pushbutton is depressed or when the fault condition is cleared.

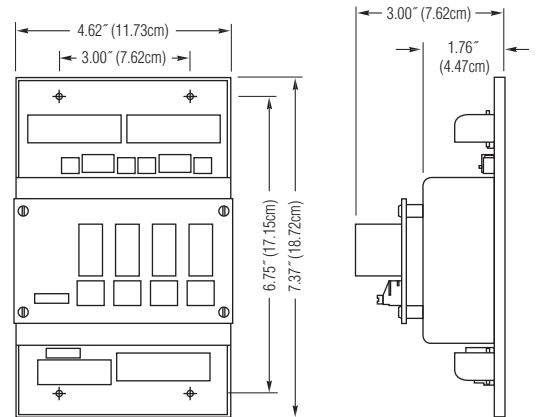


Series 47

Applications

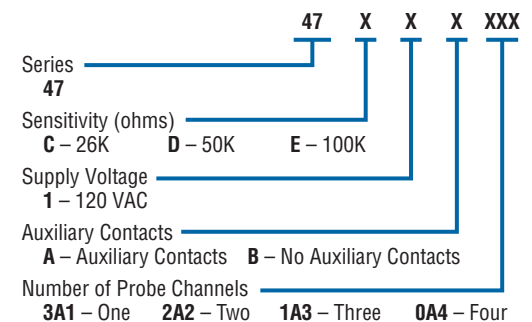
- Hazardous Atmospheres
- Monitoring and Control
- Storage Tank Alarm Panels
- Input for Computer
- Input for Phone Dialer

Dimensions



How to Order

Use the **Bold** characters from the chart below to construct a product code.



See Our Interstitial Tank Monitoring Products on page A-22.

