



READ THIS FIRST

Technical Bulletin

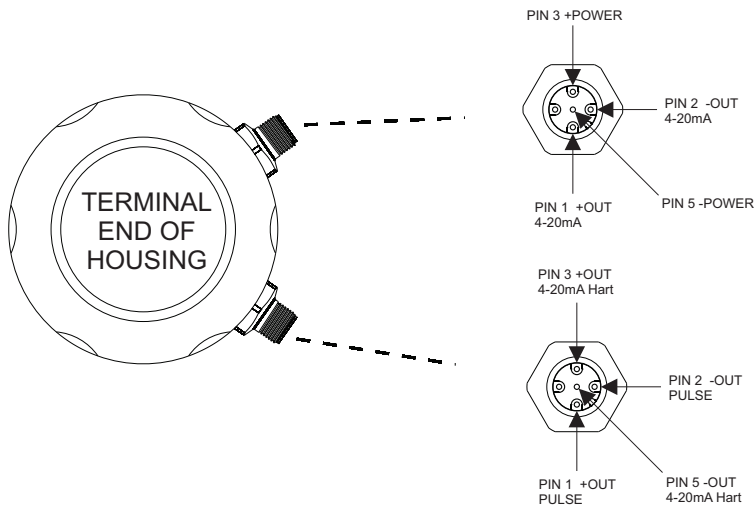
•IZMAG with M12 Field Connectors and Standard Molded Cordset



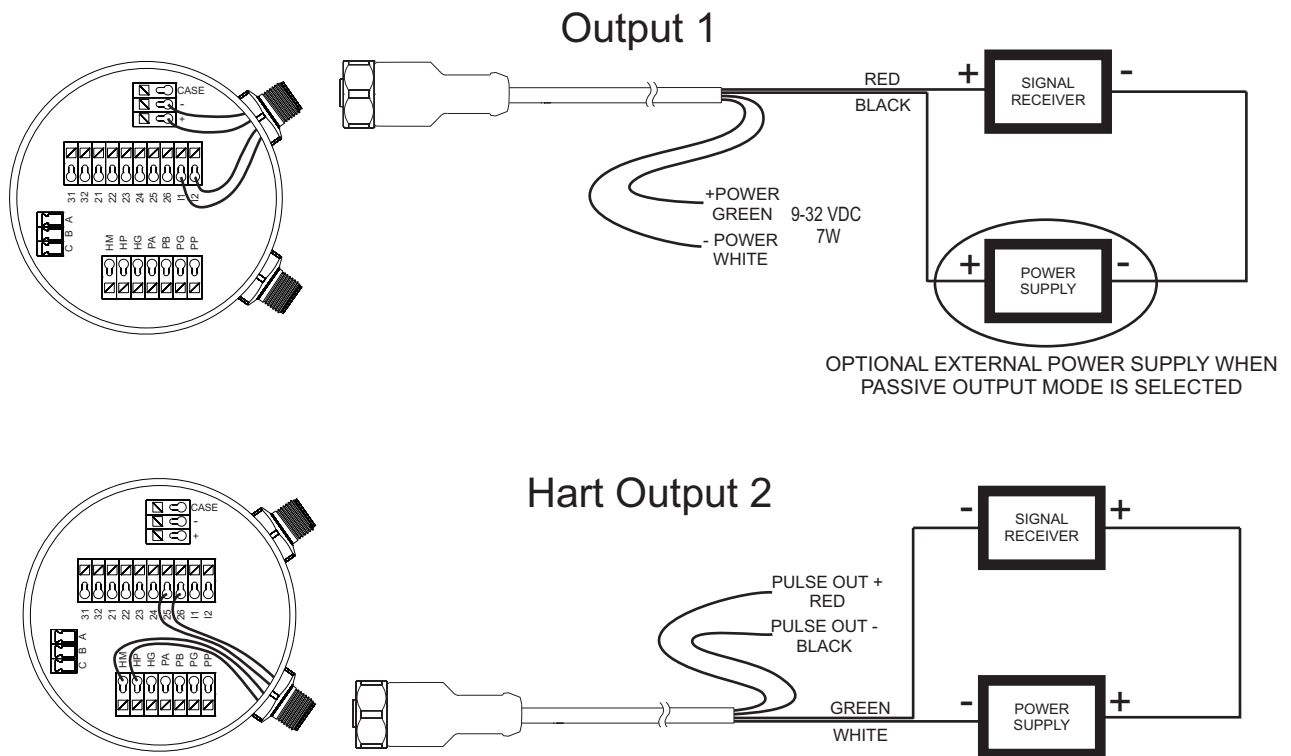
Anderson Instrument Co., Inc.
156 Auriesville Road
Fultonville, NY 12072

Phone: 518-922-5315 or 800-833-0081
www.anderson-negele.com

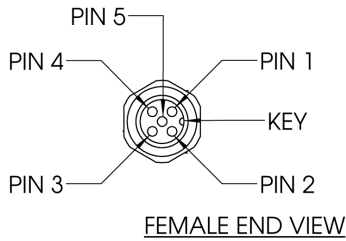
Field Wireable Connector Assembly



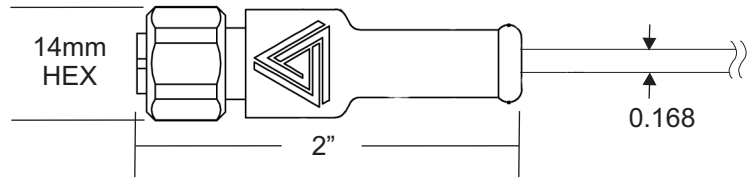
Attaching The Connector To The Transmitter



Standard Molded Cordset



PIN OUT	WIRE COLOR
PIN 1	RED
PIN 2	BLACK
PIN 3	GREEN
PIN 4	N/A
PIN 5	WHITE
NUT	N/A



<u>Part Number</u>	<u>Length</u>
42117K0025	25 ft
42117K0050	50 ft
42117K0100	100 ft

SPECIFICATIONS

Connector:	5 Pin Eurofast Style Female
Contact Carrier Material/Color:	Pur/Black
Molded Head Material/Color:	Pur/Black
Contact Material/Plating:	Brass/Gold
Coupling Nut Material/Shape:	300 Series Stainless/14mm HEX
Shielding Sleeve:	N/A
Rated Current:	4.0 A
Rated Voltage:	250V
Outer Cable Jacket Material/Color:	PVC/Black
Conductor Insulation Material:	PVC
Number of Conductors:	4 x 24 AWG - Pin 4 Not Used
Drain Shield:	24 AWG Drain / Foil Shield
Temp Range:	-40C to +80C
Protection Class:	Meets NEMA 1, 3, 4X, 6P and IEC IP68, 69k

NOTE:

For best EMI protection drain shield should be grounded at junction.